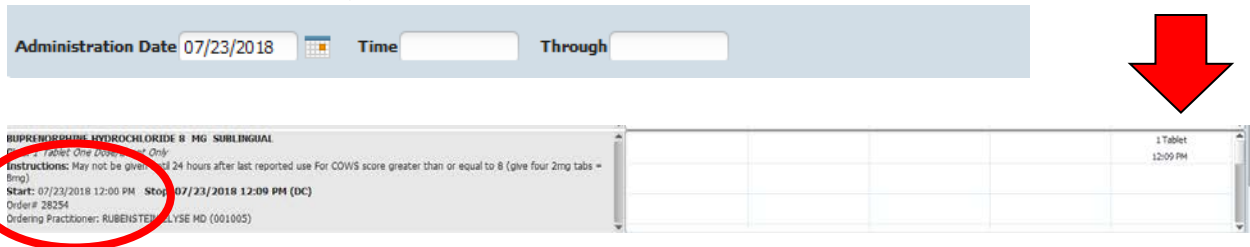


*Buprenorphine Taper Management*

Buprenorphine taper management requires great attention to detail. When starting the taper the administering nurse is responsible for editing the hours of administration for entire taper on the eMAR

**New update to be reviewed 7/25/18****Process**

1. Patient is symptomatically ready for first dose. Nurse administers first dose .
2. Nurse then goes into each additional dose per day and edits hours of administration. For example first dose was given at 12 noon on 7/23.

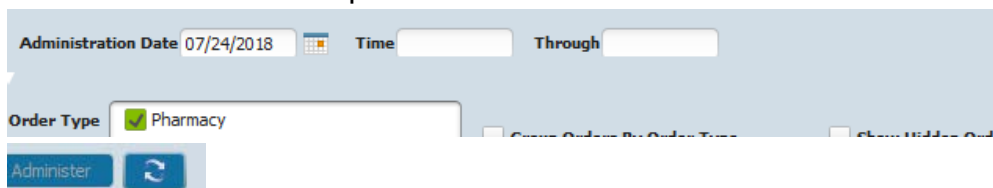


Administration Date: 07/23/2018 Time: Through:

**BUPRENORPHINE HYDROCHLORIDE 8 MG SUBLINGUAL**  
 Give: 1 Tablet One Dose/Event Only  
 Instructions: May not be given until 24 hours after last reported use For COWS score greater than or equal to 8 (give four 2mg tabs = 8mg)  
 Start: 07/23/2018 12:00 PM Stop: 07/23/2018 12:09 PM (DC)  
 Order# 28254  
 Ordering Practitioner: RUBENSTEIN, ELYSE MD (001005)

1 Tablet  
12:09 PM

3. Nurse then goes into each additional dose and edits time of administration. Change administration date at top and refresh eMAR.

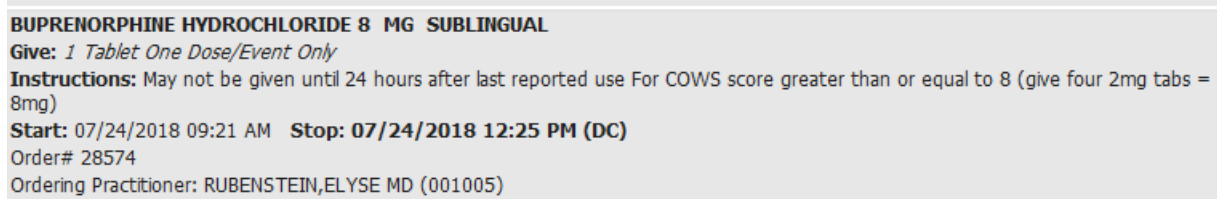


Administration Date: 07/24/2018 Time: Through:

Order Type:  Pharmacy

Administer

4. Then go into the dose and right click to open window stating edit hours of administration



**BUPRENORPHINE HYDROCHLORIDE 8 MG SUBLINGUAL**  
 Give: 1 Tablet One Dose/Event Only  
 Instructions: May not be given until 24 hours after last reported use For COWS score greater than or equal to 8 (give four 2mg tabs = 8mg)  
 Start: 07/24/2018 09:21 AM Stop: 07/24/2018 12:25 PM (DC)  
 Order# 28574  
 Ordering Practitioner: RUBENSTEIN, ELYSE MD (001005)

## Buprenorphine Taper Management

5. Chose the time of the first dose.

Client: ~~XXXXXXXXXX~~ ID: 9299 Chart# Loc: 100  
107 107B

**BUPRENORPHINE HYDROCHLORIDE 2 MG SUBLINGUAL**  
Administration Time(s)==> 12:00 PM  
Give: 1 Tablet One Dose/Event Only  
Start Date: 07/28/2018 09:21 AM Stop Date: 07/29/2018 09:21 AM  
Order# 28572  
Ordering Practitioner: RUBENSTEIN,ELYSE MD (001005)

<input type="checkbox"/> 12 Midnight	<input type="checkbox"/> 12:30 AM	<input type="checkbox"/> 01:00 AM	<input type="checkbox"/> 01:30 AM	<input type="checkbox"/> 02:00 AM	<input type="checkbox"/> 02:30 AM
<input type="checkbox"/> 03:00 AM	<input type="checkbox"/> 03:30 AM	<input type="checkbox"/> 04:00 AM	<input type="checkbox"/> 04:30 AM	<input type="checkbox"/> 05:00 AM	<input type="checkbox"/> 05:30 AM
<input type="checkbox"/> 06:00 AM	<input type="checkbox"/> 06:30 AM	<input type="checkbox"/> 07:00 AM	<input type="checkbox"/> 07:30 AM	<input type="checkbox"/> 08:00 AM	<input type="checkbox"/> 08:30 AM
<input type="checkbox"/> 09:00 AM	<input type="checkbox"/> 09:30 AM	<input type="checkbox"/> 10:00 AM	<input type="checkbox"/> 10:30 AM	<input type="checkbox"/> 11:00 AM	<input type="checkbox"/> 11:30 AM
<input checked="" type="checkbox"/> 12 Noon	<input type="checkbox"/> 12:30 PM	<input type="checkbox"/> 01:00 PM	<input type="checkbox"/> 01:30 PM	<input type="checkbox"/> 02:00 PM	<input type="checkbox"/> 02:30 PM
<input type="checkbox"/> 03:00 PM	<input type="checkbox"/> 03:30 PM	<input type="checkbox"/> 04:00 PM	<input type="checkbox"/> 04:30 PM	<input type="checkbox"/> 05:00 PM	<input type="checkbox"/> 05:30 PM
<input type="checkbox"/> 06:00 PM	<input type="checkbox"/> 06:30 PM	<input type="checkbox"/> 07:00 PM	<input type="checkbox"/> 07:30 PM	<input type="checkbox"/> 08:00 PM	<input type="checkbox"/> 08:30 PM
<input type="checkbox"/> 09:00 PM	<input type="checkbox"/> 09:30 PM	<input type="checkbox"/> 10:00 PM	<input type="checkbox"/> 10:30 PM	<input type="checkbox"/> 11:00 PM	<input type="checkbox"/> 11:30 PM

Ok Cancel

6. Repeat for each taper dose.

7. The eMAR will then demonstrate the time the dose is due for all remaining doses.

Fri 07/27	Sat 07/28
	12:00 PM
12:00 PM	-----